

Invest In Brazil: Infrastructure

Brazilian Trade and Investment Promotion Agency

Apex-Brasil

Adriano Campos
Investments Attraction Unit



Infrastructure Projects in Brazil – History and Prospects

✓ Investments 03-09

	US\$ Billion
Infrastructure	304
Electric Power	53.5
Telecom	56.2
Sanitation	17
Transportation	48.2
Oil & Gas	129.3

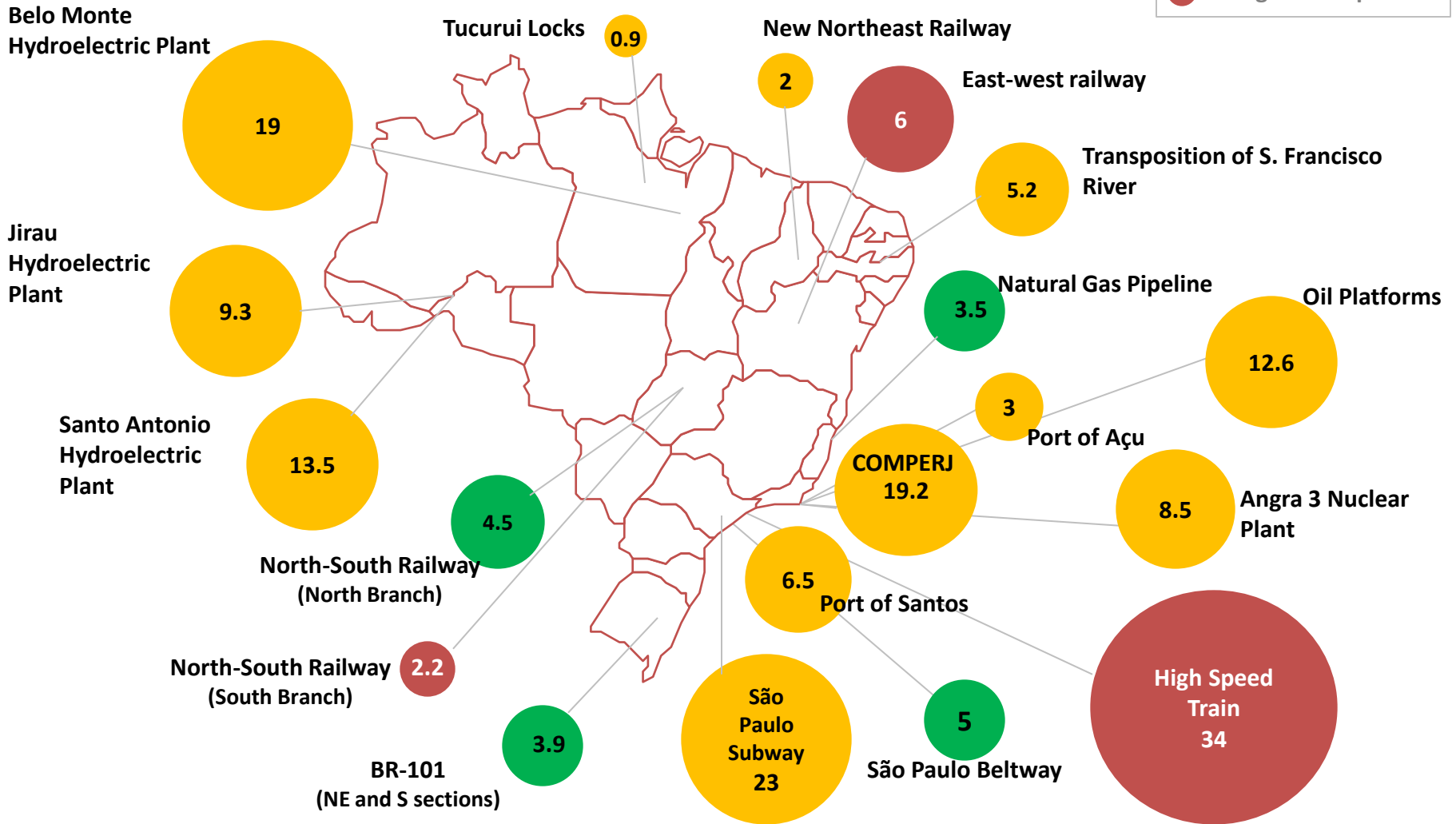
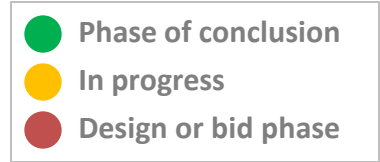
✓ Demand for next 5 years

	US\$ Billion
Infrastructure	403.5
Electric Power	71
Telecom	49.5
Sanitation	34
Transportation	60.5
Oil & Gas	188.5

Source: ABDIB

1 US\$ = R\$ 2.00 (average 2009)

Infrastructure Projects in Brazil – Main Projects



Value of projects in Billion R\$

Source: EXAME


Energy

- Brazil has one of the cleanest energy matrixes in the world, as more than 80% of energy generated in the country comes from renewable sources.
- Brazil has the 3rd largest hydroelectric potential in the world. The country has the second largest hydroelectric plant in the world (Itaipu) and is in process of building the 3rd largest (Belo Monte).
- Brazil is a leader in biofuels technology and production;
- Opportunities for private sector – PPP or self-generation
- Upcoming trends:
 - ✓ Eolic energy;
 - ✓ Solar energy;
 - ✓ PCH – Small Hydroelectric Centers;
 - ✓ Biofuels;
 - ✓ Several new projects – consumption increase

Transportation - Investments

➤ Investments in transportation according to National Plan (2008 – 2015)

Sector	US\$ Billion
TOTAL	95.3
Roads	28.7
Railways	43.4
River ways and ports	5.5
Airports	4.7
Ports	13



Transportation – major trends

- Brazil has ignored railway transportation for a long time and is now catching up;
- Upcoming events: FIFA World Cup and Olympic Games – urban mobility and High Speed Train.
- As demand grows, major airports are being developed;
- Several upcoming projects in urban transportation;
- Development of new logistic multimodal centers;
- Impacts in other sectors: Industry, Real Estate, Tourism, Agribusiness
- Larger participation of private sector (currently: 95.3% of conceded railways, 9% of roads, few ports)

Other sectors within infrastructure

➤ Telecommunication:

- ✓ Brazil is among top 5 largest world market for mobile phones, personal computers and related services and has a fast growing demand;

➤ Oil & Gas:

- ✓ Recent discovers in underwater oil reserves;
- ✓ Booming sector for investments;

➤ Sanitation:

- ✓ Major investments forecasted for upcoming years: next step towards improving population's quality of life;
- ✓ New technologies in water treatment in development.

Federal Housing Program: Minha Casa Minha Vida

➤ Phase 1:

- ✓ R\$ 60 billion in investments and R\$ 35 billion in subsidys;
- ✓ Aimed for families with income up to 10 minimum wages.
- ✓ 1,000,000 units until 2010;

➤ Phase 2:

- ✓ Forecast of other 2 million houses from 2011 to 2014;
- ✓ R\$ 71.7 billion in subsidys and other 176 billion for financing.

FIFA World Cup 2014 – 14 host cities



Investments	
Host city	US\$ Millions
<i>MANAUS/AM</i>	1.497.35
<i>SALVADOR/BA</i>	4.097.75
<i>FORTALEZA/CE</i>	2.821.20
<i>BRASÍLIA/DF</i>	2.298.80
<i>BELO HORIZONTE/MG</i>	4.878.10
<i>CUIABÁ/MT</i>	797.35
<i>RECIFE/PE</i>	2.090.70
<i>CURITIBA/PR</i>	2.984.45
<i>RIO DE JANEIRO/RJ</i>	7.714.85
<i>NATAL/RN</i>	2.562.90
<i>PORTO ALEGRE/RS</i>	3.459.05
<i>SÃO PAULO/SP</i>	16.857.65
<i>Total Brazil</i>	<i>52.060.15</i>



Source: ABDIB

1 US\$ = R\$ 2.00 (average 2009)

FIFA World Cup 2014 – number of projects

Number of projects				
<i>Sector</i>	<i>Upcoming</i>	<i>In progress</i>	<i>Finalized</i>	<i>Total</i>
Urban Mobility	211	49	2	262
Airports	27	7	1	35
Ports	7	0	0	7
Energy	121	7	0	128
Sanitation	93	93	0	186
Hotels	100	30	0	130
Hospitals	20	5	0	25
Security	1	0	0	1
Venues	7	5	0	12
Total	587	196	3	786

FIFA World Cup 2014 – value of projects

Estimated value of investments (US\$ Mi)				
Sector	<i>Upcoming</i>	<i>In progress</i>	<i>Finalized</i>	<i>Total</i>
Urban Mobility	25,371.30	3,762.50	1,353.10	30.486.90
Airports	2,572.15	851.10	3.0	3.426.25
Ports	370.35	0.00	0.00	370.35
Energy	1,269.75	61.90	0.00	1.331.65
Sanitation	2,600.45	3,610.70	0.00	6.211.15
Hotels	3,946.33	2,366.72	0.00	6.313.05
Hospitals	302.40	284.50	0.00	586.90
Security	627.15	0.00	0.00	627.15
Venues	1,546.25	1,160.50	0.00	2.706.75
<i>Total</i>	<i>38.606.13</i>	<i>12.097.82</i>	<i>1.356.10</i>	<i>52.060.15</i>

Source: ABDIB

1 US\$ = R\$ 2.00 (average 2009)



Apex-Brasil – Brazilian Trade and Investment Promotion Agency, your partner to do business in the biggest country of Latin America.

Thank you

